

CURRICULUM: INTERVENTIONAL RADIOLOGY

GOAL

The Goal of this curriculum is to prepare individuals to accurately assign surgical and imaging procedure codes for the most frequently encountered interventional radiology services.

OBJECTIVES

Review all coding guidelines associated with assigning surgical and imaging codes for interventional radiology procedures

ONE

Provide in-depth explanations for the most frequently encountered interventional radiology procedures.

TWO

Ensure understanding and retention through examples, multi-choice exercises and actual case studies.


THREE

ABSTRACT:

The Interventional Radiology Curriculum is a comprehensive training program that provides users with in-depth information on the most frequently performed interventional radiology procedures. Each Course targets a specific area that requires proficiency to ensure accurate procedure coding. The user begins with the Principles of Arterial Catheterization and Arterial Diagnostic Imaging courses which provide the foundation needed to complete the remaining sub-specialty areas. The entire arterial anatomy is reviewed in detail as well the corresponding catheterization and imaging codes.

There are specialized courses for venous procedures, endovascular repairs, non-vascular interventions and transcatheter therapies to provide detailed instruction and ensure proficiency.

All of the courses contain state of the art graphics, examples, and multiple choice exercises. Actual case studies are utilized to instruct and reinforce the user's learning experience.



COURSE: Principles of Arterial Catheterization
CURRICULUM: INTERVENTIONAL RADIOLOGY

GOAL

The Goal of this course is to prepare individuals to accurately assign catheterization codes for the most frequently encountered interventional radiology services in the arterial system.

OBJECTIVES

1. Review all coding guidelines associated with assigning catheterization codes for interventional radiology procedures
 2. Provide in-depth explanations for the most frequently encountered catheterizations performed for interventional radiology procedures in the arterial system.
 3. Ensure understanding and retention through examples, multi-choice exercises and actual case studies.
-


ABSTRACT:

The Principles of Arterial Catheterization course is the first course in the Interventional Radiology Curriculum. This course is a comprehensive training program that provides users with in-depth information on the most frequently performed catheterizations in the arterial system. The entire arterial anatomy is reviewed in detail as well the corresponding catheterization codes.

The course begins with a discussion of interventional radiology coding guidelines. Each anatomical area in the arterial system is then reviewed in detail with corresponding state-of-the-art images to provide the user with visual aids to ensure comprehension. The course is sub-divided into distinct modules to assist with time management and course completion. The specific modules for this course are: Head and Neck, Upper Extremities, Thorax, Abdomen, and Lower Extremities and Pelvis.

All of the modules contain advanced graphics, examples, and multiple choice exercises. Actual case studies are utilized to instruct and reinforce the user's learning experience. At the completion of the course material, the user will complete a scored assessment that tests the key learning points of the course

ADDRESS | 5041 Dallas Hwy., Ste. 606, Powder Springs, GA 30127
PHONE | 877.8.METRIX **WEB** | codingmetrix.com **FAX** | 866.485.1189



GOAL

The Goal of this course is to prepare individuals to accurately assign radiological supervision & interpretation (RS&I) codes for the most frequently encountered interventional radiology services in the arterial system.


OBJECTIVES

1. Review all coding guidelines associated with assigning imaging codes for interventional radiology procedures
 2. Provide in-depth explanations for the most frequently encountered imaging studies performed for interventional radiology procedures in the arterial system.
 3. Ensure understanding and retention through examples, multi-choice exercises and actual case studies.
-

ABSTRACT:

The Arterial Diagnostic Imaging course is the second course in the Interventional Radiology Curriculum. In order to enroll in this course, the student should have completed the Coding Metrix *Principles of Arterial Catheterization* course or the equivalent. The Arterial Diagnostic Imaging course is a comprehensive training program that provides users with in-depth information on the most frequently performed diagnostic imaging studies in the arterial system. The entire arterial anatomy is reviewed in detail as well the corresponding imaging codes. The course begins with a discussion of interventional radiology coding guidelines. Each anatomical area in the arterial system is then reviewed in detail with corresponding images to provide the user with visual aids to ensure comprehension. The course is subdivided into distinct modules to assist with time management and course completion. The specific modules for this course are: Head and Neck, Upper Extremities, Thorax and Abdomen, and Lower Extremities and Pelvis.

All of the modules contain examples, multiple choice exercises and actual case studies that are utilized to instruct and reinforce the user's learning experience. At the completion of the course material, the user will receive a scored assessment that tests the key learning points of the course.



COURSE: Non-Arterial Interventional Procedures
CURRICULUM: INTERVENTIONAL RADIOLOGY

GOAL

The Goal of this course is to prepare individuals to accurately assign surgical and imaging codes for the most frequently encountered interventional radiology services performed in non-arterial vascular systems.

OBJECTIVES

1. Review all coding guidelines associated with assigning surgical and imaging codes for diagnostic imaging performed in the venous, pulmonary and portal systems.
2. Provide in-depth explanations for the most frequently encountered interventional procedures performed in the venous, pulmonary and portal systems.
3. Ensure understanding and retention through examples, multi-choice exercises and actual case studies.


ABSTRACT:

The Non-Arterial Interventional Procedures course is the third course in the Interventional Radiology Curriculum. This course is a comprehensive training program that provides users with in-depth information on the most frequently performed imaging studies and procedures performed in the venous, pulmonary and portal systems.

The specific modules for this course are: Venous Imaging, Central Venous Catheter (CVC) Procedures, Portal Imaging/TIPS, Pulmonary Imaging and Other Transcatheter Therapies. The Other Transcatheter Therapies module includes filter placement, retrieval of intravascular foreign bodies, transcatheter biopsies and endovenous ablation therapy for incompetent veins.

The key areas contained within each module address the most frequently performed procedures with easy to understand graphics and instructions. All of the modules contain examples, multiple choice exercises and actual case studies that are utilized to instruct and reinforce the user's learning experience. At the completion of the course material, the user will receive a scored assessment that tests the key learning points of the course.

ADDRESS | 5041 Dallas Hwy., Ste. 606, Powder Springs, GA 30127
PHONE | 877.8.METRIX **WEB** | codingmetrix.com **FAX** | 866.485.1189



COURSE: Transcatheter Therapies – Part I
CURRICULUM: INTERVENTIONAL RADIOLOGY

GOAL

The Goal of this course is to prepare individuals to accurately assign surgical and imaging codes for percutaneous transluminal angioplasty (PTA), stent placement and transcatheter infusions performed in the peripheral and visceral vessels.

OBJECTIVES


1. Review all coding guidelines associated with assigning surgical and imaging codes for PTA, stent placement and infusion therapy and specifically identify when it is appropriate to code a diagnostic angiogram in conjunction with a therapeutic transcatheter procedure.
 2. Accurately assign procedure codes for percutaneous transluminal angioplasty (PTA), transcatheter stent placement, and transcatheter infusions.
 3. Ensure understanding and retention through examples, multi-choice exercises and actual case studies.
-

ABSTRACT:

This course introduces the coder to transcatheter interventional procedures, including angioplasty, stent placement, and transcatheter infusions. In order to enroll in this course, the user must have completed the Coding Metrix courses on *Principles of Arterial Catheterization* and *Arterial Diagnostic Imaging*, or the equivalent.

The rules for coding diagnostic angiograms in conjunction with therapeutic interventions are discussed in detail so that the user can accurately determine when it is appropriate to code for both an intervention and an angiogram. Use of modifier 59 in the setting of combined diagnostic and therapeutic procedures is also discussed extensively.

Each of the therapeutic procedures covered in this course is reviewed in detail, including procedure technique; coding guidelines; and use of modifiers. Key terms are defined, and the coder's learning is reinforced through completion of multiple-choice exercises and actual case studies are utilized to instruct and reinforce the user's learning experience. At the completion of the course material, the user will complete a scored assessment that tests the key learning points of the course.



COURSE: Transcatheter Therapies – Part II
CURRICULUM: INTERVENTIONAL RADIOLOGY

GOAL

The goal of this course is to prepare individuals to accurately assign surgical and imaging codes for advanced transcatheter therapy procedures including embolization, thrombectomy, dialysis access maintenance and intracranial angioplasty and stent placement.


OBJECTIVES

1. Review all coding guidelines associated with assigning surgical and imaging codes for embolization, thrombectomy, dialysis access maintenance and intracranial procedures.
 2. Accurately assign procedure codes for embolization, thrombectomy, dialysis access maintenance and intracranial procedures.
 3. Ensure understanding and retention through examples, multi-choice exercises and actual case studies.
-

ABSTRACT:

This course introduces the coder to transcatheter interventional procedures, including embolization, thrombectomy, dialysis access maintenance and intracranial procedures. In order to enroll in this course, the user must have completed the Coding Metrix courses on *Principles of Arterial Catheterization*, *Arterial Diagnostic Imaging* and *Transcatheter Therapies Part I* or the equivalent.

Each transcatheter therapy will be reviewed with special emphasis on the unique coding guidelines that accompany each area. Each of the therapeutic procedures covered in this course is reviewed in detail, including procedure technique; coding guidelines; and use of modifiers. Key terms are defined, and the coder's learning is reinforced through completion of multiple-choice exercises and actual case studies are utilized to instruct and reinforce the user's learning experience. At the completion of the course material, the user will complete a scored assessment that tests the key learning points of the course.



COURSE: Non-Vascular Interventions
CURRICULUM: INTERVENTIONAL RADIOLOGY

GOAL

The goal of this course is to prepare individuals to accurately assign surgical and imaging codes for the most frequently performed non-vascular interventions.

OBJECTIVES


1. Review all coding guidelines and associated procedure codes for accurately assigning surgical and imaging codes for gastrointestinal, biliary, urinary and spinal procedures
 2. Accurately assign procedure codes for radiofrequency ablation, biopsies/aspiration and drainages.
 3. Ensure understanding and retention through examples, multi-choice exercises and actual case studies.
-

ABSTRACT:

This course introduces the coder to non-vascular “special” interventional procedures, including GI, biliary, urinary, radiofrequency ablation, biopsy/aspiration/drainage procedures as well vertebroplasty and kyphoplasty.

The anatomy for each area will be reviewed along with explanations of all commonly performed nonvascular procedures relevant to that area. Procedure codes and coding guidelines will be reviewed in depth. Special attention will be paid to common procedure combinations and modifier usage.

Key terms are defined, and the coder’s learning is reinforced through completion of multiple-choice exercises and actual case studies are utilized to instruct and reinforce the user’s learning experience. At the completion of the course material, the user will receive a scored assessment that tests the key learning points of the course.



GOAL

The Goal of this course is to prepare individuals to accurately assign surgical and imaging codes for endovascular repairs of the thoracic aorta, abdominal aorta and iliac arteries.

OBJECTIVES

1. Review all coding guidelines associated with assigning surgical and imaging codes for endovascular repair of the aorta and iliac arteries, including arterial exposure, placement of endoprosthesis, imaging guidance, placement of extensions, and other separately reportable procedures.
 2. Review Medicare policies for co-surgery services, including use of modifier 62.
 3. Ensure understanding and retention through examples, multi-choice exercises and actual case studies.
-

ABSTRACT:

This course introduces the coder to endovascular repair procedures, including those performed in the abdominal aorta, thoracic aorta, and iliac arteries. In order to enroll in this course, the user must have completed the Coding Metrix courses on *Principles of Arterial Catheterization*, *Arterial Diagnostic Imaging* and *Transcatheter Therapies Part I*, or the equivalent.

The technology involved in these procedures is explained in easy-to-understand language. Operative techniques are discussed in detail, and the differences among the various types of endoprostheses are also explained. Procedure codes and coding guidelines are reviewed in depth, as are guideline for use of modifiers.

Key terms are defined, and the coder's learning is reinforced through completion of multiple-choice exercises and actual case studies are utilized to instruct and reinforce the user's learning experience. At the completion of the course material, the user will complete a scored assessment that tests the key learning points of the course.